

Compressors

PC1001 2.0 hp Twin-Stack Oil-Splash Electric Compressor

Light enough for one-handed operation.



Benefits

- Hand carry – compact and lightweight
- Direct drive motor/pump for efficient operation
- Aluminum cylinder with steel sleeve for longer life
- 5.3 cfm @ 40 psi
4.0 cfm @ 90 psi

Applications

Framing and Sheathing, Roofing and Decking, Finish and Trim

PC1005 1.0 hp Oil-Splash Electric Compressor

Easy to carry 1.0 hp oil-splash compressor.



Benefits

- Highest power-to-weight ratio in its class
- Lightweight and ergonomically designed for superb balance and operator comfort
- 2.9 cfm @ 40 psi
2.4 cfm @ 90 psi

Applications

Framing and Sheathing, Finish and Trim

PC2001 2.0 hp Electric Hand Carry Oil-Splash Compressor

Compact and lightweight 2.0 hp electric hand carry oil-splash compressor.



Benefits

- Hand carry – compact and lightweight
- Direct drive motor/pump for efficient operation
- Cast iron cylinder – the ultimate in durability
- 5.3 cfm @ 40 psi
4.3 cfm @ 100 psi

Applications

Framing and Sheathing, Roofing and Decking, Finish and Trim



PC2002 1.5 hp Hand Carry Oil-Less Compressor

1.5 hp electric hand carry compressor with oil-less design for long life and no oil spot damage.



Benefits

- Direct drive motor/pump for reliable operation
- Compact and lightweight hand carry design
- 5.4 cfm @ 40 psi;
4.3 cfm @ 100 psi

Applications

Finish and Trim

PC2011 1.5 hp Electric Wheelbarrow Oil-Splash Compressor

Powerful 1.5 hp electric oil splash compressor with wheelbarrow design for better portability.



Benefits


- Durable cast iron cylinder for extended wear
- Dual control for constant run or on/off operations
- 7.2 cfm @ 40 psi
6.5 cfm @ 100 psi

Applications

Framing and Sheathing,
Roofing and Decking

PC2012 5.5 hp Honda® Engine Wheelbarrow Oil-Splash Compressor

Powerful wheelbarrow oil splash compressor with 5.5 hp Honda engine for superior performance.



Benefits

- Durable cast iron cylinder for extended wear
- Air shroud for cooler running pump and superior heat dissipation
- 9.8 cfm @ 40 psi;
8.9 cfm @ 100 psi

Applications

Framing and Sheathing,
Roofing and Decking

**Contractor
Series**

Compressors

PC2013 2.0 hp Wheelbarrow Oil-Splash Compressor

Powerful wheelbarrow oil-splash compressor with 2.0 hp motor for superior performance.



Benefits

- Durable cast iron cylinder for extended wear
- Dual control for constant run or on/off operations
- 8.5 cfm @ 40 psi
- 7.2 cfm @ 100 psi


Applications

Framing and Sheathing, Roofing and Decking

Contractor
Series

PC2014 6.5 hp Honda® Engine Wheelbarrow Oil-Splash Compressor

Powerful wheelbarrow oil-splash compressor with 6.5 hp Honda engine for superior performance.



Benefits

- Twin air tanks for even weight distribution with 8.0 gallon capacity
- Idle control allows engine to run at low RPM
- 12.4 cfm @ 40 psi
- 10.4 cfm @ 100 psi


Applications

Framing and Sheathing, Roofing and Decking

Contractor
Series

PC2015 8.0 hp Honda® Engine Wheelbarrow Oil-Splash Compressor

Powerful wheelbarrow oil-splash compressor with 8.0 hp Honda engine for superior performance.



Benefits

- Two stage for ultra-fast pump-up and recovery
- Durable cast iron cylinder for extended wear
- 8.0 Honda® gas engine for superior performance
- Oil-splash pump for extended life
- Runs multiple tools simultaneously
- 17.0 cfm @ 40 psi
- 16.3 cfm @ 100 psi

Applications

Framing and sheathing, Roofing and Decking

Contractor
Series

Specifications

SENCO Model Number	Type	S.C.F.M. @ 100 psi	Power Source	Running Amps		Unit Weight	Dimensions		
				Req. @ 115 Volts	Noise (dBA)		L	W	H
PC1001	Oil-Splash, 4.3 gallon	4.0@90psi	Electric	13.9	81.0	54 lbs.	20"	14"	16"
PC1005	Oil-Splash, 2.5 gallon	2.5@90psi	Electric	12.0	77.0	37.5 lbs.	22"	9"	18.5"
PC2001	Oil-Splash, 4 gallon	4.3	Electric	14.1	81.1	52 lbs.	20.0"	15"	12"
PC2002	Oil-Less, 4 gallon	4.3	Electric	14.1	84.5	42 lbs.	20.0"	19.6"	18.5"
PC2011	Oil-Splash, Wheelbarrow	6.5	Electric	15.0	77.4	147 lbs.	44.8"	18.5"	26"
PC2012	Oil-Splash, Wheelbarrow	8.9	Gasoline	N/A	91.8	140 lbs.	44.8"	18.5"	26.8"
PC2013	Oil-Splash, Wheelbarrow	7.2	Electric	18/9	70.0	149 lbs.	44.8"	18.5"	26"
PC2014	Oil-Splash, Wheelbarrow	10.4	Gasoline	N/A	91.8	154 lbs.	44.8"	18.5"	26.8"
PC2015	Oil-Splash, Wheelbarrow	16.3	Gasoline	N/A	95.0	214 lbs.	45"	18.5"	29"

Ratings

Approximate Maximum Number of Drives per Minute, Intermittent Duty @ 100 psi.

SENCO Model Number	Type	Tool Family							
		SCN65	SN60	SNS45	SCN40R	SFN40	FramePro600	SLS20	SJ10
PC1001	Oil-Splash, 4.3 gallon	23	26	39	51	55	29	113	212
PC1005	Oil-Splash, 2.5 gallon	15	18	26	34	37	20	75	141
PC2001	Oil-Splash, 4 gallon	30	34	50	61	74	35	178	253
PC2002	Oil-Less, 4 gallon	27	30	44	54	66	35	159	253
PC2011	Oil-Splash, Wheelbarrow	37	42	62	76	92	53	222	382
PC2012	Oil-Splash, Wheelbarrow	59	67	98	120	146	72	352	524
PC2013	Oil-Splash, Wheelbarrow	45	53	77	103	76	59	225	424
PC2014	Oil-Splash, Wheelbarrow	65	73	107	132	160	85	385	612
PC2015	Oil-Splash, Wheelbarrow	103	119	175	233	172	133	509	959

Compressor Warranty

SENCO Compressors are designed and constructed using the highest standards and workmanship and carry a one-year limited warranty.

Compressor Parts

SENCO carries a full line of service and replacement parts for the Compressor Line. Refer to the Operators Manual and Parts List for details.