

# Hardwood Flooring Tools

**SHF50** H: 17<sup>3</sup>/<sub>4</sub>" L: 16<sup>1</sup>/<sub>4</sub>" W: 12 lbs

Industry's only **pneumatic hardwood flooring nailer** with a work contact safety activated by positioning the tool on the flooring tongue.

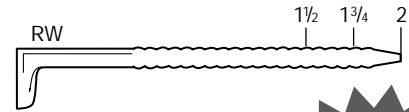


**Benefits**

- Easy on the arm, requiring only 4 lbs of swing weight
- Composite base reduces scratching and surface damage
- Precise — drives at 45° angle every time
- Mallet actuated (mallet included)

**Applications**

For "blind-nailing" 1/2" to 33/32" hardwood flooring.  
Note: 1/2" applications require optional adapter



L-Head Cleat Nails 1/2" - 2". Capacity 110.



**SHF15** H: 17<sup>3</sup>/<sub>4</sub>" L: 14<sup>3</sup>/<sub>8</sub>" W: 7.6 lbs

**Multiple-strike manual tool** specifically designed for the novice or do-it-yourselfer.

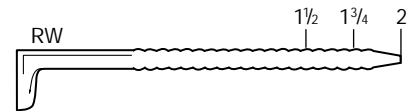


**Benefits**

- Easy-to-use ratchet drive system allows cleats to be driven with multiple blows
- Lightweight — only 7.6 lbs
- Mallet actuated (mallet included)

**Applications**

For "blind-nailing" 1/2" to 33/32" hardwood flooring.  
Note: 1/2" applications require optional adapter



L-Head Cleat Nails 1/2" - 2". Capacity 110.

**SHF10** H: 17<sup>3</sup>/<sub>4</sub>" L: 14<sup>3</sup>/<sub>8</sub>" W: 7.6 lbs

A low-cost manual cleat nailer with the efficiency of a **single strike tool**.

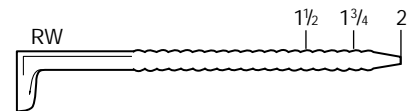


**Benefits**

- Sets floor boards and drives nails with a single mallet blow
- Lightweight — only 7.6 lbs
- Composite base reduces scratching and surface damage
- Mallet actuated (mallet included)

**Applications**


For "blind-nailing" 1/2" to 33/32" hardwood flooring.  
Note: 1/2" applications require optional adapter



L-Head Cleat Nails 1/2" - 2". Capacity 110.

**SLS20HF** H: 8.9" L: 12.8" W: 3.2 lbs

**Versatile hardwood flooring tongue-and-groove stapler.**



**Benefits**

- Precise — drives staples at 45° angle every time
- Lightweight — easy to handle at 3.2 lbs
- NeverLube™ design — no lubrication is required
- Front block adjusts for different floor thicknesses and tongue locations

**Applications**

For the installation of 1/4", 5/16", 3/8", and 1/2" thick solid hardwood and hardwood laminate floors



3/16" Crown. 19 Gauge Staples. 1"-1 1/8" Length. Capacity 170.

If you're looking to install baseboards, molding or starter courses for 1/2" or thinner engineered flooring, check out Senco's light duty starter course nailer — the SLP20. Page 12. For 1/2" to 1" hardwood flooring starter courses, you'll need the SFN40, Senco's tough duty starter course nailer. Page 11.