

# Framing and Sheathing Nailers

## FramePro® 700E-XL/750E-XL with Think Trac 700E-XL: H: 13¼" L: 15" W: 8.25 lbs 750E-XL: H: 14¼" L: 15" W: 8.5 lbs

Built for **X-Tended Life** for the high-volume pro.

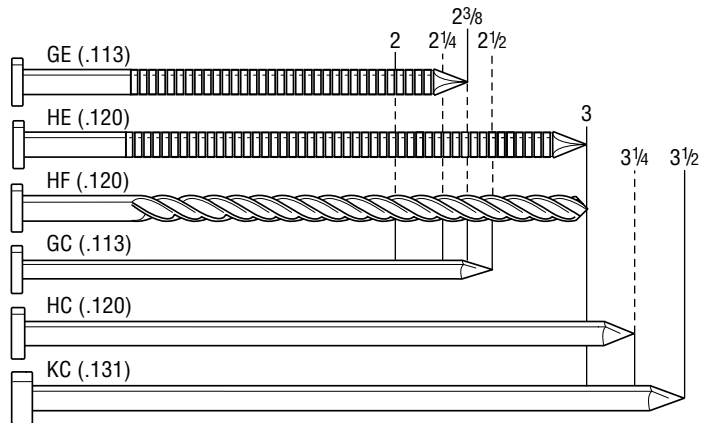


### Benefits

- Two year warranty
- Rugged internal design for "X-tended Life"
- ThinkTrac powered by 4 AAA batteries
- Batteries and electronics are water and shock resistant
- Depth-of-drive control and EZ-Clear

### Applications

Framing, Truss Building, Subflooring, Decking, Sheathing, Siding, Fencing, Pallets, Crate Assembly



9, 10¼, 11 and 11½ Gauge. Clipped-Head Nails. 2" - 3½" 6d - 16d. Smooth, Ring & Screw. Capacity 56 - 80.

## FramePro® 600E with Think Trac H: 13¼" L: 15" W: 8.25 lbs

Productivity without sacrificing safety.

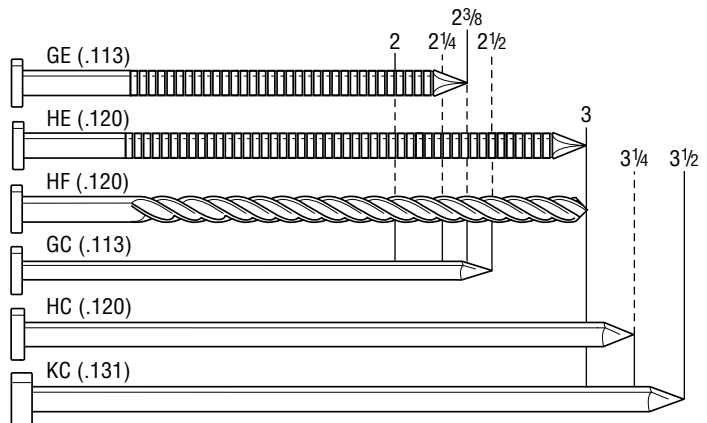


### Benefits

- ThinkTrac powered by 4 AAA batteries
- Batteries and electronics are water and shock resistant
- Depth-of-drive control and EZ-Clear
- Aggressive sawtooth safety that really digs in for toenailing

### Applications

Framing, Truss Building, Subflooring, Decking, Sheathing, Siding, Fencing, Pallets, Crate Assembly



9, 10¼, 11 and 11½ Gauge. Clipped-Head Nails. 2" - 3½" 6d - 16d. Smooth, Ring & Screw. Capacity 56 - 80.

# Framing and Sheathing Nailers

## FramePro® 700XL/750XL

**FramePro® 700XL:** H: 13¼" L: 15" W: 8.0 lbs **FramePro® 750XL:** H: 14¼" L: 15" W: 8.4 lbs

Built for **X-Tended Life** for the high volume pro.

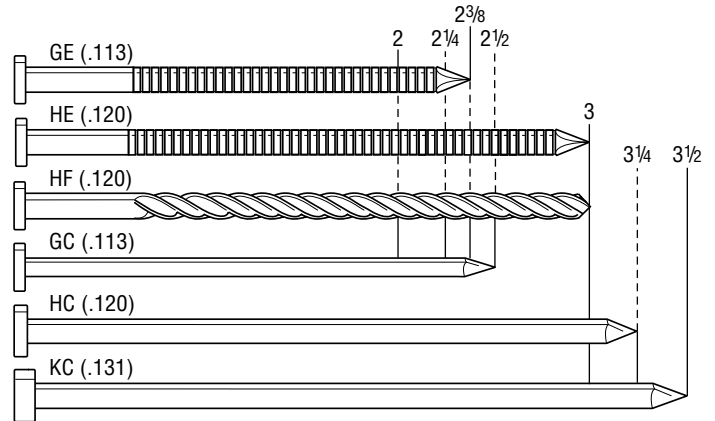


### Benefits

- Two-Year Warranty
- Rugged internal engine design for "X-Tended Life"
- Drives a wide variety of clipped head nails from 2" – 3½"
- Lightweight at 8.0 lbs. (750XL: 8.4 lbs)
- Improved comfort grip
- Aggressive toenail safety

### Applications

Framing, Truss Building, Subflooring, Decking, Sheathing, Fencing, Pallets and Crate Assembly, Wood-to-Green Concrete



9, 10¼, 11 and 11½ Gauge. Clipped-Head Nails. 2" - 3½" 6d - 16d. Smooth, Ring & Screw. Capacity 56 - 80.

## FramePro® 600/650

**FramePro® 600:** H: 13¼" L: 15" W: 8.0 lbs **FramePro® 650:** H: 14¼" L: 15" W: 8.4 lbs

Award-winning clipped head nailers.

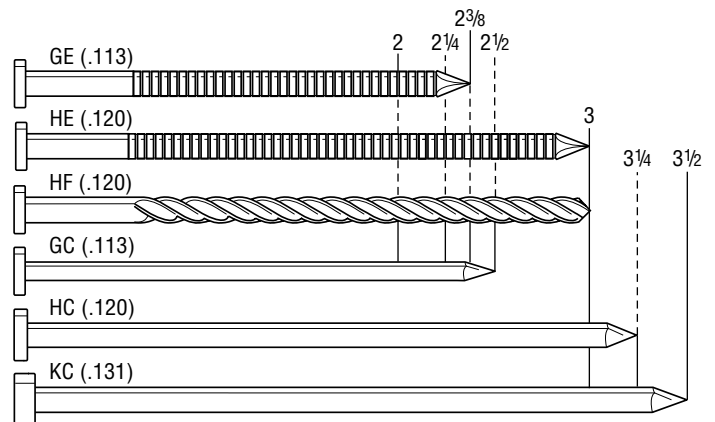


### Benefits

- Adjustable depth-of-drive drives nails to a consistent and controllable depth
- Rugged 35° angled magazine easily reaches tight work areas
- Fast cycle time means higher productivity

### Applications

Framing, Truss Building, Subflooring, Decking, Sheathing, Fencing, Pallets and Crate Assembly, Wood-to-Green Concrete



9, 10¼, 11 and 11½ Gauge. Clipped-Head Nails. 2" - 3½" 6d - 16d. Smooth, Ring & Screw. Capacity 56 - 80.

## SN70

H: 14¼" L: 15½" W: 9.7 lbs

The SN70 is the most powerful tool in the line.



\*A modified SN70 drives the 20d, KC31 smooth-shank 4"

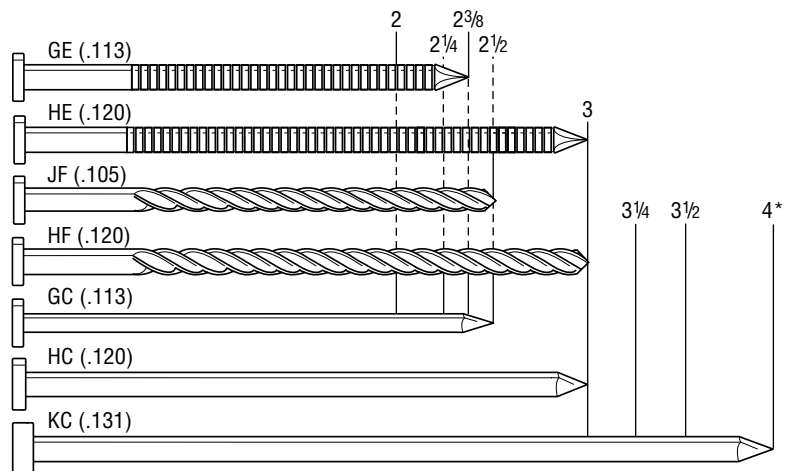


### Benefits

- Drives ring, screw and smooth shank nails in lengths from 2" through 3½"
- 30° magazine permits maximum maneuverability in tight work areas
- Drives 2¼" hardened steel nails into concrete

### Applications

Framing, Trusses, Subflooring, Decking, Sidewall Sheathing, Roof Decks, Heavy-Duty Pallets, Crate and Box Assembly, Wood-to-Green Concrete




10¼, 11, 11½ and 12 Gauge. Clipped-Head Nails. 2" - 3½" 6d - 16d. Smooth, Ring & Screw. Capacity 50 - 70.

# Framing and Sheathing Nailers

**FramePro® 700XL FRH/750XL FRH** 700XL FRH: H: 13¼" L: 20" W: 8.4 lbs 750XL FRH: H: 14¼" L: 20" W: 8.75 lbs

Built for **X-Tended Life** for the high volume pro.

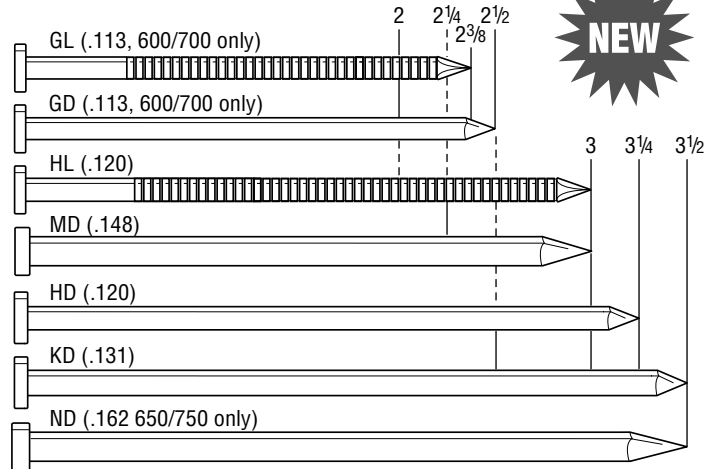


### Benefits

- Two-Year Warranty
- Rugged internal engine design for "X-tended Life"
- Aggressive sawtooth safety that really digs in for toenailing
- In-line magazine for superior balance and line of sight
- Depth-of-Drive control and EZ-Clear feature

### Applications

Framing, Truss building, Subflooring, Sheathing, Decking, Siding, Fencing, Pallets and Crate Assembly.




FramePro® 700XL FRH nailer drives 2"–3½" smooth shank nails (Sencote® or plain) and 2"–3" ring shank nails. Shank diameter includes .113, .120, .131 and .148.

FramePro® 750XL FRH nailer drives 2¼"–3½" smooth shank nails (Sencote® or plain) and 3" ring shank nails. Shank diameter includes .120, .131, .148 and .162 (Common Nails).

**FramePro® 600 FRH/650 FRH** FramePro® 600 FRH: H: 13¼" L: 20" W: 8.4 lbs FramePro® 650 FRH: H: 14¼" L: 20" W: 8.75 lbs

The result of our award-winning, feature loaded clipped head nailers now designed for Full Round Head nails.

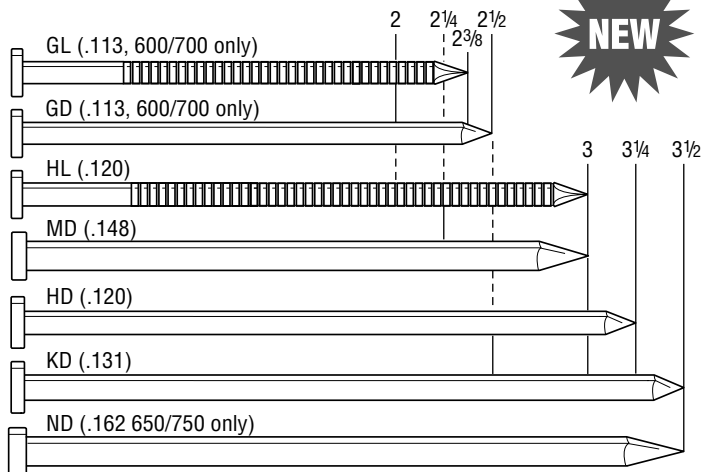


### Benefits

- Aggressive sawtooth safety that really digs in for toenailing
- In-line magazine for superior balance and line of sight
- Depth-of-Drive control and EZ-Clear feature

### Applications

Framing, Truss building, Subflooring, Sheathing, Decking, Siding, Fencing, Pallets and Crate Assembly.



FramePro® 600 FRH nailer drives 2"–3½" smooth shank nails (Sencote® or plain) and 2"–3" ring shank nails. Shank diameter includes .113, .120, .131 and .148.

FramePro® 650 FRH nailer drives 2¼"–3½" smooth shank nails (Sencote® or plain) and 3" ring shank nails. Shank diameter includes .120, .131, .148 and .162 (Common Nails).